

March 2015

CARNIVAL GLASS ACTION!

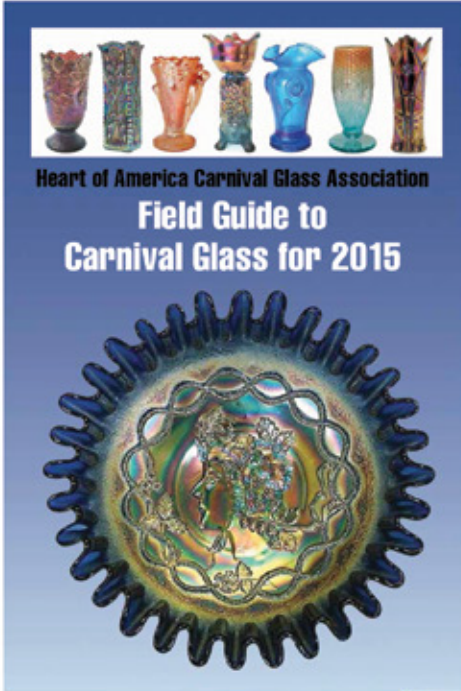
A joint news publication of:



Heart of America Carnival Glass Association



Texas Carnival Glass Club




Heart of America Carnival Glass Association
**Field Guide to
Carnival Glass for 2015**

HOACGA and authors Dave and Joan Doty unveil the new 2015 edition of the Field Guide, Page 11



Lighting up the HOACGA convention will be this Hyacinth lamp, one of the lots for sale, Page 8

An Australian prize makes it into the home of an American collector, Page 14



Alicia Nestra starts early on her love for Carnival Glass, Page 2



Ready for Spring flowers is this amethyst Beaded Basket featured in an article by Jerry and Carol Curtis, Page 16

Sharing the past, present and future of a great American Craft.

Coloring our World

A COLLECTOR'S STORY

Help a new collector learn about Carnival Glass

Most of my friends never heard of Carnival Glass or iridescent glass. I am blessed to have Dolores Sage as my grandmother. I have been exposed to Carnival Glass since birth. (That's me trying to get into my grandma's cabinet.)

My grandmother founded the Sunshine Club, now known as Iridescent Nation, and I was one of the first members at the age of eleven. I attended my first Carnival Glass convention at the age of 10.

By that time I had already started a good collection of glass, thanks to my grandmother and mom giving me some of their pieces. At several of the SSCGA conventions, all Sunshine Club members got to participate in our own auction with play money and donated pieces of glass. At one convention, I won a seven piece Orange

"I have introduced many of my friends to Carnival Glass and now it's your turn to do your part."

—Alicia Nestra


Tree pitcher and tumblers.

Most of the Carnival Glass I've been given or collected are small pieces that fit in or on top of my one cabinet. Of course, I collected a lot of animal-shaped glass with mice and frogs being my favorites. Ripple vases are my absolute favorite Carnival Glass pieces. I won an award at a convention for my "Ripples on the Florida Beach" display entry.

I am now an adult collector and represent the future collectors of Carnival Glass. I have introduced many of my friends to Carnival Glass and now it's your turn to do your part. Learn more about the Iridescent Nation club and how your younger family members can become members. Give a piece of glass to a young person to help them get started. Donate money to Iridescent Nation to help cover the costs of mailing free glass and books to each member. www.iridescentnation.com

Thank you to all of you who helped me get my start and encouraged me to continue with this fascinating hobby!

By Alicia Nestra



Alicia Nestra, above, prepares her Ripple vase window display for an online "virtual" display contest. Learning about collecting glass included an "auction" that led to Alicia winning the bid for the Orange Tree water set, at right.



April

Sat., April 4

Carnival Glass auction of the Wilbur and Evelyn Yoder Collection, 9:30 a.m. at the Farmstead Inn and Conference Center, Shpeshewana, In. Wroda Auctions in charge.

Sat., April 11

Carnival Glass auction of the Chris Klutts Collection at 9 a.m. at the Reichel Auction House, Boonville, Mo.

Fri., April 17 and Sat., April 18

Carnival Glass auction, Embassy Suites Airport Hotel-Pittsburgh, Coraopolis, PA. First lots beginning at 6 p.m. Friday and continuing at 9:30 a.m. Saturday. Tom Burns, Auction, in charge.

Wed., April 22 to Sun., April 26

Heart of America Carnival Glass Association Convention and Auction at the Embassy Suites (International Airport) Hotel, Kansas City, Mo. For more information, see pages 14 and 15.

May

Wed., May 6 to Sat., May 9

Keystone Carnival Glass Convention and Auction at the Holiday Inn, Grantville, Pa., telephone 717-49-1554. For information contact Sharon Royle at don6379@verizon.net

June

Thurs., June 4 to Sat., June 6

Lincoln Land Carnival Glass Club Convention and Auction, Milwaukee, Wis. Deadline for the club's room rate is Mon., May 4. Call Best Western Milwaukee Airport Hotel, 414-769-2100.

Sat., June 6

Carnival Glass auction, Bath Volunteer Fire Dept. Community Center, Bath, New York 14810. Tom Burns Auction in charge.

June

Wed., June 17 to Sat., June 20

American Carnival Glass Association Convention and Auction at the Wroda Auction Facility, Greenville, Ohio. Hotel reservations available at: Holiday Inn Express 937-548-1328 or Greenville Inn 937-548-3613. Refer to rates for Wroda Auction or the ACGA.

Coming

Wed., July 15 to Sat., July 18

International Carnival Glass Association Convention and Auction of the Joan Steskal Collection. Crowne Plaza Airport/Bridgeton Hotel, St. Louis. Seminars by Lane Booker, Cathy Dunham and Lee Markley. For hotel reservations, call: (314) 291-6700.

Wed., Aug. 19 to Sat. Aug. 22

Woodland World Wide Carnival Glass Association and Auction at the Best Western Airport Inn, Wichita, Kan. For more information, see www.carnivalglass.org.

Thurs., Sept. 10 to Sat., Sept. 12


New England Carnival Glass Association 2015 Convention and Auction at 3 p.m. Saturday, Leominster, Mass. Hotel is the same under a new name, the Leominster Double Tree by Hilton, phone 978-534-9000.

Wed., Oct. 7 to Fri., Oct. 9

Air Capital Carnival Glass Club 35th Anniversary Convention and concurrent Online Auction, Best Western Airport Inn, Wichita, Kan. For reservations call: Wichita Toll-Free: 1- 888 942-5666. Seck Auctions in charge.

Fri., Oct. 9 to Sat. Oct. 10

Millersburg Glass Association Fall Gathering before the Saturday annual Millerburg Glass Auction, Millersburg, Ohio.



2015 HOACGA CONVENTION

The 2015 HOACGA Convention will be April 22 to 26, 2015, Embassy Suites Airport Hotel.

The room rate is \$117/day, plus tax, and includes breakfast and Managers Reception (happy hour). **The reservation deadline is March 15.** Reservations must be cancelled 24 hours in advance. For reservations call 816-891-7788 or register on the web address <https://resweb.passkey.com/Resweb.do?mode=welcome&eventID=11881014>.

All rooms are two-room suites with a refrigerator and a window for displaying your glass. You are encouraged to bring glass for sale and a Room Display, they are always a major part of any convention.

Table rental \$22/stay, --- Internet included in room rate, --- Pet fees waived. --- A Convention Registration form is included in this Newsletter. For additional information go to www.hoacga.com.

This is a brief outline of the activities that are being planned for your enjoyment as you attend the HOACGA convention. It is our hope that you will be able to join us for another enjoyable Carnival Glass experience. We know that it will add to your knowledge of Carnival Glass.

A **SCHEDULE OF EVENTS** and **REGISTRATION FORM** are included in this Newsletter.

CONVENTION RAFFLE: This year we are offering a chance to win a three night stay (Embassy Suites Hotel) at either the 2015 or 2016, (or combination) HOACGA convention. Raffle chances are \$10 each or 3 for \$25 (no cash value). See the convention Registration form, included in this newsletter for entering the raffle. Winner will be announced at the beginning of the auction Saturday morning.

EDUCATIONAL

PROGRAM: David & Amy Ayers will present an educational program on Australian Carnival Glass. This will be an outstanding talk and presentation of "Australian" Carnival Glass. The Ayers have collected Australian glass for many years and probably have the largest collection of Australian glass in the States. This will be an opportunity to see and hear a program on non-U.S. glass.



David and Amy Ayers

Britt honors go to Morgans



The John & Lucile Britt award will be presented to Emmett & Dorothy Morgan. They have been active in Carnival Glass for many years. Emmett has been the President of the Texas Carnival Glass Club for more than ten years (and Dorothy has probably given him some advice along the way). They have traveled from Florida to California to present educational programs to many of the club conventions.

CONTEMPORARY Carnival Glass AUCTION: After the educational program presentation, cake and coffee will be served, also about sixty (60) pieces of contemporary Carnival Glass will be auctioned. Jim Seeck will conduct the auction. The glass is from the collection of Jerry and Carol Curtis. Jerry & Carol have accumulated many of the HOACGA and other club souvenirs and they are offering them for sale at the convention. A complete listing will be available in the March Newsletter and at the convention.

SPECIAL DISPLAY: The display will be “Whimseys and Unusual” pieces. We do not have a definition of what’s a “whimsey” or an “Unusual” piece. If you think it is a whimsey or an unusual piece, then bring it. The purpose of these programs is to share your glass for the educational benefit of those in attendance. Over the past five years these displays have presented over 1,500 different pieces.




Please take a good look at your glass and make a list of the “Whimseys” or “Unusual” pieces that you would be willing to bring for the educational benefit of those attending the convention. Send your list to Bob Grissom email bgrsm31@comcast.net . You will be notified around March 28 of the pieces to bring for the display. The glass will be on display Thursday afternoon through Friday until 3:30 p.m. Tom Burns will be providing the discussion for pieces at 10:30 a.m. Friday morning.

SPECIAL RECOGNITION AWARD: A special award will be presented to a deserving collector, name to be announced at the time of the award, Friday Luncheon.

ANNUAL BUSINESS MEETING: The annual Business Meeting will be held Friday at 2:00 p.m., or immediately following the Britt Award Luncheon. Presentation and discussion of various club activities. Election of officers include President, Secretary and Historical Secretary.

AUCTION: The collection of Bud Martin, of Little Rock, Arkansas will be auctioned on Saturday. Bud has an outstanding collection, consisting of some rare Northwood Carnival Glass. This will be another opportunity to add some outstanding piece of Northwood glass to your collection. Seeck Auctions will conduct the auction.

Viewing of the glass will be Friday evening and Saturday morning. Pie and coffee will be served after the viewing on Friday.



BREAKFAST AND MANAGERS SPECIAL (Happy Hour): A special opportunity to visit with old friends and to meet new collectors that will become friends. See your schedule for time and place.

Up for auction, left: Ice blue stippled Strawberry ruffled bowl with basetweave back and a white Peacock and Fountain punch set.

Karen Engel shares experience at HOACGA banquet



Doug and Karen Engel

BANQUET SPEAKER: We are pleased to have **Karen Engel** (maybe Doug will be assisting) as our speaker. about “*A Bit of this and a Bit of that, some of our favorite things.*” They have been informed and active Carnival Glass collectors for more than 30 years. They started their Carnival Glass collecting as active members of the Pacific Northwest Carnival Glass club. Karen was their first president. They sold their collection at one time so they could buy a historical home in their home town. Since then they have assembled another outstanding collection. Karen and Doug are members of many of the Carnival Glass clubs.

Other Banquet Activities --- Room display winners will be announced, several special whimseys will be auctioned. Some members will be awarded \$50, if they possess any of the correct items. A list of the required items will be in the March newsletter.

2015 HOACGA CONVENTION SCHEDULE

April 22 —April 26, 2015
Embassy Suites Airport Hotel
816-891-7788

For reservations, call the Hotel direct, Group code is HOA, or go to the Booking web-site [https://resweb.passkey.com/Resweb.do?mode=welcome ei new&eventID=11881014](https://resweb.passkey.com/Resweb.do?mode=welcome%20ei%20new&eventID=11881014).

Breakfast is served each morning 6:00 to 9:00 a.m.,---- SUNDAY 7:00 to 10:30 a.m.

Managers Reception each evening 5:30 to 7:00 p.m.

(These benefits included as part of the Hotel room price)

We welcome donations for the Silent Auction----- please call Virgil Wiebe - 316-619-5301 or email virgilwiebe@gmail.com, he will be in (Room 201). Silent Auction will end at 4:00p.m. on Saturday(after the auction).

IF YOU HAVE A ROOM DISPLAY, PLEASE SIGN IN AT THE REGISTRATION DESK. PLEASE SET UP YOUR DISPLAYS SO THEY ARE VIEWABLE FROM OUTSIDE THE ROOM.

WEDNESDAY, APRIL 22

Registration ----- Pre-Conference Area -----3:00 to 5:00 p.m. --- Pick-Up registration packets

Hospitality -- Suite 220 ----6:30 to 8:30 p.m. -- Subway sandwiches, Soft Drinks & Cookies

THURSDAY, April 23

Registration-----Preconference Area ---- 9:00 a.m. to 3:00 p.m. ----- Pick-Up registration packets

Purchase additional raffle tickets ---Sale of past Souvenirs, Pattern Notebook & Sections, Educational Material & other club items. Purchase additional raffle tickets.

Check In ----Salon "E" ----"Whimseys & Unusual pieces" ----- 9:30 A.M. to 3:30 P.M.

Viewing ---Salon "E"----- "Whimseys & Unusual pieces" -----4:00 p.m. to 10:00 p.m.

Educational Talk – Salon "F,G & H" -"Australian" Carnival Glass

Speakers ---- David & Amy Ayers----Very knowledgeable Australian glass collectors.

Viewing ----- Polo Room -----Contemporary Carnival (souvenirs) ---- 4:00 p.m. to 6:30 p.m.

Meet & Greet ---- Pre-Convene area (by the waterfall) --- 4:30 p.m. (about 15 minutes)

Hospitality -- Polo Room ---- 8:30 p.m. ---- Cake and Coffee served.

View Contemporary (souvenirs) Carnival Glass Auction.

Auction ---- Polo Room --- 9:00 p.m. -- "Contemporary(souvenirs) Carnival" – Jerry & Carol Curtis Collection, 60 items --- Seck Auctions will auction glass

FRIDAY, April 24

Registration---- Preconference Area ---- 8:00 to 9:30 a.m. ----- Pick-up registration packets

Purchase additional raffle tickets, Sale of past Souvenirs, Pattern Notebook sections, Educational material & other club items.

Viewing ----- Salon E ---- 7:00 to 10:00 a.m. "Whimsey & Unusual pieces" display.

Special display - Salon E -10:00 to 11:00 a.m. - Speaker --- Tom Burns --- Tom is a very knowledgeable Carnival Glass collector and auctioneer.

Britt Award Luncheon--- Ambassador Room --- 12:30 p.m.----John & Lucile Britt Award For Excellence In Carnival Glass. HOACGA is please to present this award to **Emmett & Dorothy Morgan** for their continued support for Carnival Glass. Emmett is the President of TCGC and has served in that capacity for 10 years. They attend many of the club conventions where they have also presented educational programs. They serve as good ambassadors for Carnival Glass.

Presentation of a SPECIAL award to be announced at the Luncheon.

Annual Business Meeting --- Polo Room --- 2:00 p.m. (After Luncheon) --- Presentation of Club Activities --- Election of Officers (President, Secretary, Historical Secretary).

Room Display Judging --- 4:00 p.m. ----- All Room Displays should be ready and viewable from outside the room in order to be judged.

Pick-Up glass ---- “Whimseys & Unusual” pieces --- Salon E--- 4:00 to 4:30p.m.

View Auction Glass -- Salon E, F, G, & H--- 6:00 to 10:00 p.m.----- Bud Martin Collection.

Hospitality ----- Suite 203 and 204 ----- 8:00 p.m. ----- Special Reception (Yuall Come)

SATURDAY, APRIL 25

View Auction glass---- Salon E,F,G&H_ ---- 7:00 to 9:00 a.m.

Drawing for the 3 night stay at Embassy Suites for 2015 and/or 2016 Convention.

Registration --- PRECONFERENCE AREA ---- 8:00 to 9:00 a.m., purchase additional raffle tickets and/or Banquet tickets.

Auction by SEECK AUCTIONS ----Salon E,F,G, &H ---This is the outstanding collection of Bud Martin of Little Rock, Arkansas.

Silent Auction ends – 2nd Floor by double elevators.-----4:00p.m.-----Auction items will be distributed to the successful bidders.----- Virgil Wiebe

Banquet----- **Salon E,F,G,&H** ----- 6:30 p.m.

Announce winners of Room Display awards.

Auction of Whimseys & Special pieces

We are pleased to have KAREN ENGLE as our banquet speaker.

SUNDAY, April 26

6:30 A.M. to 10:30 A.M. -----“Ready for the trip Home.” Have a hearty, complimentary cooked-to-order breakfast.


THANKS FOR BEING A PART OF THE 2015 HOACGA CONVENTION. IT IS OUR HOPE THAT YOU FOUND IT INJOYABLE, EDUCATIONAL, INFORMATIVE AND YOU WERE ABLE TO TALK WITH OLD FRIENDS AND MAYBE YOU FOUND SOME NEW FRIENDS?

GOODBYE, UNTIL WE MEET AGAIN, AND HAVE A SAFE & ENJOYABLE TRIP HOME.


Confidence is what you have before you understand the problem.

The HOACGA Convention Auction with the Bud Martin Collection

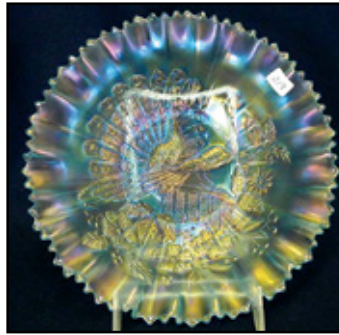
Photos courtesy of Seck Auctions



178. Aqua opal Grape and Cable bowl.



66. Green Poppy Show bowl



219. Ice blue Peacocks bowl



304. Blue Ten Mums pitcher and tumbler




84. Blue small stippled Grape and Cable 8 pc. punch set.



191. Marigold Grape and Cable Sweetmeat.



80. Blue Peach 5 pc. water set



313. Ice green Pony bowl



294. Aqua opal Singing Birds mug



301. Lime green stippled Strawberry bowl




280. Green Peacock at the Fountain butter dish



89. Ice green Peacock at the Fountain compote.



337. Green Concord plate



315. Emerald Green Rose Show plate



344. Lime Green Hearts and Flowers plate



275. Green Springtime pitcher and tumbler

HOACGA CONVENTION REGISTRATION

April 22 – 26, 2015 - Embassy Suites Airport Hotel – 816-891-7788--Group Code is HOA

Booking web-site [https://resweb.passkey.com/Resweb.do?mode=welcome ci new&eventID=11881014](https://resweb.passkey.com/Resweb.do?mode=welcome%20ci%20new&eventID=11881014)

Use this form if you are writing a check for your registration, membership or renewal.
For paying with PayPal, go to www.hoacga.com to register, membership or renewal.

Complimentary Events: Wednesday, April 22----6:30 p.m.----- Hospitality(Subway Sandwiches)
Thursday, April 23 -----8:30 p.m.----- Cake & Coffee
9:00 p.m.----- Contemporary Glass Auction
Friday, April 24 -----8:30/9:30p.m---(Yuall Come) Special Reception???????

Luncheon –Friday, April 24-- 12:30 p.m.--“John & Lucile Britt Award for excellence in Carnival Glass”
Honoring----- Emmett & Dorothy Morgan-----Emmett has been the President of
TCGC for 10 years and they are members of several Carnival Glass clubs. They have
presented programs and have been Banquet speakers at various conventions.
Special Award--- Announced at the Luncheon.

Number attending _____ @ \$22.00 per person----- \$ _____

Banquet – Saturday, April 25, 6:30 p.m.

Number attending _____ @ \$32.00 per person ----- \$ _____

Special Raffle: - For a 3 Night Stay at Embassy Suites, for either the 2015 or 2016
(or combination) convention, (no cash value). Drawing will be Saturday before auction

Chances ---\$10.00/ea or 3 for \$25.00 ----- # ___ \$ _____

Chances with your name will be printed and placed in drum for the drawing

Registration Fee -----# _____ @ \$10.00 per person ----- \$ _____

Total Amount ----- \$ _____

HOACGA Notebook/sections, Plate Holders & Drawing(Hotel Room) available at the Registration desk.

Name(s): _____

First and last names of each person (Please Print)

Address _____

City/State/ZIP _____

E-Mail Address _____

Phone # _____ (Cell Phone # Optional) _____

2015 Membership Renewal

HOACGA and/or Texas Carnival Glass Club(TCGC) Membership or Renewal

HOACGA or TCGC Membership or renewal &Newsletter ----- \$ 35.00

Membership & Newsletter(check one)---HOACGA _____ TCGC _____

You may also be a supporting member of HOACGA or TCGC for an additional \$10.00.

Additional Membership--(check one)---HOACGA__ or--- TCGC__ @ \$10.00----- \$ _____

Newsletter delivery option(check one)-- E-mail(pdf format)__ or U.S.P.S(printed copy) _____

Total Amount----- \$ _____

Make checks payable to **HOACGA and Send to:**

Kathi Johnson N13348 Osprey Drive Minong, WI 54859-9264

We Remember

Carlton Tarkington

A long time Carnival Glass friend, Carlton Tarkington, passed away on January 20, 2015. Some people add integrity to an organization by leaving it, Carlton Tarkington added integrity by coming in. Carlton was not only a well-respected Carnival Glass collector but known as a person with a strong sense of personal caring.

Carlton received his undergraduate and law degree from Vanderbilt University where he was awarded the Distinguished Alumnus of 1963. He was a law book representative for West Publishing and founded an investment company.

Carlton had a love for Carnival Glass and it was displayed in his collection. Marge and I had the good fortune of visiting Carlton and Jane in their home. It was obvious he enjoyed the glass because he got pleasure in showing his collection and he gave due consideration to all of the various pieces. His collection consisted of many of the scarce and rare pieces, but also many

common patterns also.

Jane's Doll and Teddy Bear collection was very impressive as well.

Carlton's presence at the various Carnival Glass functions will be missed.

Probably my first contact with the Tarkingtons was in the mid 70s. HOACGA's conventions then were held in the southern part of Kansas City and the airport was in the extreme northern part. To take the shuttle service from the Airport to the convention was more than two hours because of all of the stops in between. We offered, to those coming in by air, our own shuttle service. I provided the shuttle for the Tarkingtons. Carlton commented to me several times about this shuttle service.

Caring was a Hallmark of Carlton's life.



Happenings from the Past

By Bob Grissom

April 1978: The first of the HOACGA mugs, used as the banquet table favor, was made for the convention. The mug was made in Ruby Red.

Mr. O. Joe Olson was the speaker at the banquet. His talk was "History of Early Carnival Glass Collectors."

George Loescher gave an educational talk by showing slides of pieces made in aqua opal.

The Woody Auction Co.

conducted the convention auction. The only known Millersburg

"Big Fish" chop plate in purple sold for \$4,400.

The plate was purchased by **Henry Hawk**.

The club secretary Lucile Britt reported that on April 26, HOACGA had 1000

paid members.

June 1978: It was reported that **Rose Presnick of Lodi, Ohio** passed away on June 12.

Christ & Ethel Harnish reported buying an ice blue Grape & Cable hatpin holder at a local farm auction. The article did not state the selling price, but the bidding started at \$5 and went in \$2.50 steps.

August 1978: The following collectors were welcomed as new members of HOACGA.

M/M Joes Corrothers, Maumee, Ohio; M/M Barry Wiggins, Rhodesville, Virginia; M/M Robert Courts, Batavia, Ohio; M/M Charles Echols, Marietta, Georgia; M/M Jim Warren, North Tanawanda, New York; M/M Robert Gallo, Pontiac, Michigan; M/M Bud Heeley, Painesville, Ohio; M/M Eldon Bicksler, Wadsworth, Ohio; M/M Wesley Bicksler, Wadsworth, Ohio; M/M John Resnik, Culver City, California; M/M Robert McCaslin, New Castle, Indiana

September 1978: Roland Kuhn, the Souvenir chairman, reported that the 600 Corn vases (Red) were all sold and the last one had been shipped.



HOACGA Ruby Red Souvenir Mug

See Happenings, Page 13

2015 Field Guide

Bob Grissom

Since the late 60s several people have authored books detailing information about the various aspects of Carnival Glass—everything from patterns, manufactures (U.S. and Non-U.S.), rarities, to price guides. All of this information has been a great benefit to the continuing education of those persons interested in learning about the various aspects of carnival glass. All collectors owe a big “Thanks” to the authors that have been willing to devote the necessary time to research all of this information and make it available.

Dave Doty is one of the authors that produced a reference book, *David Doty's A Field Guide to Carnival Glass*. It was first published in 1998. As stated in the introduction of the book it is a “Price and Identification Guide.” Dave’s 1998 book has been updated and revised three times, in 2000, 2008, and 2011.

The “**Identification Guide**” is what sets this book apart from other Carnival Glass reference books. It is truly a guide to the identification and knowledge of more than 2000 different carnival glass patterns. It shows a photograph of the piece, gives you the name and maker of the pattern, the known shapes (bowls, compotes, plates, rosebowls, sauces, etc) and the various sizes, in many cases identifies the back pattern, gives the known colors for the various shapes, information about any unusual shapes and/or any whimsies made from this pattern. It has been expanded to include sections on Vases, Advertising pieces, Miniatures and Novelties, Decorated pieces, Hatpins, Candlesticks and Lamps. This is the most comprehensive information about carnival glass that has ever been put together within a single publication. The important thing about the *Field Guide* and its companion site, ddoty.com is that they have been continually updated and expanded for the benefit of the carnival glass collector. Dave has maintained and produced the book (with a tremendous amount of help from Joan Doty) without any financial help, except some contributions by a few persons.

Rose Show Variant, Northwood



The Rose Show variant is most quickly distinguished from Rose Show by the sawtooth edge. It also has a ribbed back and the inside area of the collar is flat (on the regular, this area is indented to follow the front pattern). Oddly, plates are more common than bowls in this pattern.

Bowls, ruffled, about 9 inches

| | |
|----------------|-------------------------------------|
| Blue | 1,500 (11), 975 (12) |
| Marigold | 500, 525 (12), 400 (14) |
| Renninger blue | 325, 900, 1,050 (12), 1,150 (13) |

Plates, 9 inches

| | |
|----------------|---------------------------------|
| Blue | 800, 6,000 (10), 1,800 (14) |
| Marigold | 425, 550 (13), 300, 700 (14) |
| Renninger blue | 850, 1,000, 1,400 (13) |

Dave has decided to publish another edition of the *Field Guide*. He and Joan have been working for months updating the information, proofreading the copy and getting ready to publish the 2015 edition. This edition will be the *Heart of America Carnival Glass Association Field Guide to Carnival Glass for 2015*, and will be available only through HOACGA. As stated prior there have been many different books authored and published that have supplied invaluable information to those persons with an interest in carnival glass. The *Field Guide* is the only carnival glass reference book that is currently updated and revised for the benefit of the carnival glass collector. *If you want or need to know the details of any of the more than 2000 patterns, then you need to have this book as your information source.* This information is contained in both the ddoty.com web-site and the *Field Guide* book, but this book is your reference material that can go with you to the auction, antique shop and/or show, flea market, does not depend on the magic of the internet, and does not have to be recharged every day.

A typical entry from the 2015 Field Guide.

The 2015 Field Guide

Dave Doty wanted to make the necessary updates and revisions to the Field Guide and publish the book again for 2015, and he offered HOACGA the opportunity to have the distribution rights. We accepted his offer. The new book is the *Heart of America Carnival Glass Association Field Guide to Carnival Glass for 2015*. The first availability of the book will be at the 2015 HOACGA Convention in April.

Copies of the book will also be available at all other conventions after HOACGA that any HOACGA board members attend.

The price of the book is \$20. If shipping is required, the shipping costs are:

| | |
|-----------------|-------------------|
| US - \$5 | Total - \$25 |
| Canada - \$15 | Total - \$35 (US) |
| Overseas - \$25 | Total - \$45 (US) |

The Field Guide will be available for ordering May 1, 2015. Orders may be placed using PayPal by going to the HOACGA web-site www.HOACGA.com. Or you may mail the order form below along with your check or money order. (U.S. dollars).

If you would like to order more than one book to be shipped to the same address at the same time, email Kathi Johnson <kjohnson@hoacga.com> for shipping costs.



Heart of America Carnival Glass Association Field Guide to Carnival Glass for 2015



Field Guide Order Form

Name: _____

Street: _____

City/State/Zip: _____

Make checks payable to HOACGA and send to Kathi Johnson, N13348 Osprey Drive, Minong, WI 54859-9264.

Frosty grapes offer collectors beautiful set

Ice White Grape and Cable Master Punch Bowls

■ **By Gerald Thomas**

Northwood's Master punch sets always command a lot of collector interest.

The master punch sets (at least the purple ones) made their initial debut in 1911. Reference material is scarce discussing the production of master punch sets in ice or pastel colors. We do know that in 1911 purple sets were priced under \$5. The master punch sets were shipped one set (bowl, base and twelve cups) per wooden barrel all packed in sawdust weighing 50 pounds.

I could easily devote several pages discussing the rarity, characteristics and values of Northwood's complete line of magnificent Grape and Cable (G&C) punch sets, but for now, I will focus on the Ice White sets.

Northwood's Grape and Cable Master Punch sets come in a variety of colors. Typically, we as collectors are inclined to believe marigold in all colors is the most

common. Generally a true statement, but this presumption does not hold true for all Carnival Glass patterns. So where do we find Ice White G&C Master Punch sets color hierarchy?

Jim and Jan Seeck shared their thoughts with me on this subject.



We are in basic agreement. Listed are the Master G&C punch set colors, from the most common to

the least available: *purple, marigold, green, white, blue, ice blue, black amethyst, ice green.* (Two sets are listed as Black Amethyst—was this a production color, or was it a fluke in the mixing of a batch of glass?)

Presently there are 10 perfect sets, two damaged sets, one punch bowl without cups and one base only.

Having quantified the sets, we should ask ourselves what a complete set might be worth. Opinions vary of course, but I received two opinions on value. One opinion received was \$5,000 to \$10,000 the second opinion received was \$8,000 to \$9,000. If we look at Dave Doty's web-site, www.ddoty.com, we see that four sets have sold at auction. One sold in 2006 for \$10,000; in 2007 for \$8,700; 2009 for \$6,500; and 2012 for \$5,500. The number of cups varied from 8 to 12.

I enjoyed writing this article and wish to thank the individuals who contributed information.

Happenings, from Page 10



1978 plate identified as "Big Fish" probably was a Trout and Fly plate, as no Big Fish is noted in the Dave Doty website.

1978: Purple, \$4,400

1913: Lavender/amethyst, above, \$15,500

John & Lucile Britt wrote their first Pictorial Pattern for the HOACGA Bulletin. The article was about the Millersburg Peacock and Urn rose bowl, Millersburg Hobnail bowl, aqua opal Wishbone three footed bowl, and the Cambridge whimsy cuspidor from the Double Star tumbler.

The educational article on tumblers by John and Lucile Britt featured the Butterfly tumbler. He stated that this tumbler was the most famous tumbler in Carnival glass. The tumbler was sold during the ICGA convention for the sum of \$5,000. In February 1976, the Frolicking Bears tumbler was sold at the

Collier auction for \$3,500. In this same bulletin was a photograph of Floyd and Cecile Whitley of Houston, Texas, the proud owners of the Butterfly tumbler. This article gives a good accounting of the past ownership history of this tumbler.

M/M Ken Osbon, Gresham, Oregon, M/M Clint Fox, Dallas, Texas and M/M Thurlan Cloud, Pontiac, Michigan were welcomed as new members of HOACGA.

A reporting of the cost of the legal fees by the ACGA in its defense of the (N) trademark was \$7,106.69.



Photos: Seeck Auctions: Trout and Fly, left, and olive green Big Butterfly. DDoty.com: Mari-gold Big Butterfly



*Kookaburra sits on the old gum tree
Eating all the gum drops he can see,
Laugh Kookaburra, laugh Kookaburra
Your new owner is me...*

Photo: National Geographic
Lyrics: Marion Sinclair

Negotiation leads to new home for brilliant bowl

■ By Dick Betker

There were 17 seconds left on the auction of this Kookaburra Float bowl when I signed on to eBay. There was no way that I had enough time to read the description, plus read the condition of this bowl before it ended.

It did end, but, no one bid—lucky me. Their auction was a “Buy it Now” and they had a hefty asking price, so the bowl never sold.

I immediately wrote them and asked if they would consider taking less for the bowl.


They answered right away and stated that they were very fond of the bowl and were in no hurry to sell it. (Oh oh, that doesn’t sound too promising.) But they asked what I had in mind.

Their asking price on eBay was \$3,999.95. I took into consideration the time of year it was; the first week in December with Christmas coming fast. I then wrote them in hopes that they would consider my offer. I told them that I would commit to \$3000 and they paid shipping and insurance.


Again, they wrote back right away and said that was a very fair offer and they would accept. I really didn’t expect that! When the bowl arrived, it was even better than the photos in their auction listing. I was overjoyed, and when Sherry came home, she was just as excited as I was with our new piece of Australian Carnival Glass.

We had a nice collection of Australian Carnival Glass which Jim Seeck sold for us six years ago. In that collection we had more dark pieces than marigold, but this bowl is black—as black as they can possibly get. That’s a first for us with Australian Carnival Glass.

Australian float bowls are on the large side, 11 1/2” wide by 2 1/4” high and weigh about 3 1/2 lbs. This is one of the largest pieces of Carnival Glass made by the Crown Crystal Glass Co. of Australia, the makers of this wonderful glass. There are two exteriors known for these bowls, the plain, smooth exterior or the Broken Chain like this one has. Australian Carnival Glass was not known to be iridized on



Waratah flowers encircle the Kookaburra, top, on the float bowl while the broken chain decorates the exterior.



the exteriors, just like the Dugan Glass Co. and, also like Dugan, there are a few exceptions and this is one of them.

It is beautiful, pristine and possibly the start of another Australian Carnival Glass collection. Only time will tell.



RANGER

www.texas carnival glass.org



By Emmett Morgan

Spring has not yet arrived in Brenham with temperatures in the 70s, but the Bluebonnets will be blooming by the time you read this issue of *Carnival Glass Action*. Speaking of Spring, can you believe Daylight Savings Time started on March 8? Seems a little early...however, we will have an extra hour of daylight while antiquing Round Top/Warrenton, Texas, a huge antique show (our version of Brimfield) starting the week after our convention and running through April 4. If you are going for the first time, wear comfortable shoes and come with a lot of energy, as different fields and buildings on TX 237 open on different dates.

As I write this, it is 16 days until our Texas convention starts. Registrations and room reservations are above last year. Your board members and committee

President's Corner

chairs have worked hard to make this another great, fun convention. If you could not make it this year, we missed you and look forward to seeing you in Dallas next March.

Our current Treasurer, Carol Curtis, is retiring at the end of our convention, and she has been truly appreciated and will be missed. Carol has served as our Treasurer since 2007 and has been a pleasure to work with. Please thank Carol the next time you visit with her for her years of service to our club.

Jeannie Whitley is going to be appointed our new Treasurer and will take over those responsibilities after our convention. Jeannie and her husband Tommy, past president, have been members since before Dorothy and I first joined TCGC in 1996. Bob and Sandy Sage and I look forward to working with Jeannie.

Elaine Blair and I promise a larger TCGC section in the May issue of *CGA* with all the highlights of our convention.

Have a great carnival glass year, and we hope to see many of you in Dallas or Kansas City.



Convention photos and stories coming up in the next edition!



Carnival Glass baskets offer beautiful designs, colors

By Jerry & Carol Curtis

We recently purchased several pieces of Carnival Glass from a private collector. Among them was a May Basket. That find prompted me to pen an article about baskets that, like carnival vases, are seldom seen by me in antique shops. I suppose when one thinks about it, Carnival Glass in any shape, pattern, maker, or color appears to be disappearing from antique malls and shops. Nowadays, I consider myself fortunate to find any Carnival Glass as I visit my old haunts whose shelves previously held ample supplies of Carnival Glass.

Mostly due to the expansion and enhancement of the ever growing

older collectors have experienced years of attending carnival conventions and formed friendships and relationships that the Internet can never replace.

For the past 32 years of carnival collecting, Carol and I had a desire to own an example of every Carnival Glass pattern and shape known. In the beginning that might have been an attainable goal, but with all the new patterns, shapes, colors, and makers that have surfaced in those intervening years, it would be almost an impossible goal for today's more enlightened collectors.

From the start of our collecting, Carol had a yen for Carnival Glass baskets. Aside from being beautiful



Eight-sided white basket and aqua opal basket

Internet, the popularity of our hobby has surpassed continental borders and become a globalized market. No longer is it necessary for a collector to attend conventions to make their purchases at auctions. The downside to that is that membership in various carnival associations continues to suffer. The collectors who have never attended a convention will never know the personal associations with like-minded collectors who gladly share their experiences and collections through window displays and room sales. Most of us

to look at, baskets also have a utility value around the home. Carol uses them to place potpourri and spread throughout the house. The larger baskets may also be used for floral displays. I would not recommend their use as condiment or nut servers. The handles make them more susceptible to accidental breakage, so they are better displayed in non-traffic areas for safety concerns. I am including a few pictures of our favorite baskets.



Northwood's Bushel Basket At left

Over the years we have added to our collection 22 baskets including five later era productions. On Dave Doty's website, there are 21 listed patterns in the basket shape. The most popular and, I might add, most costly are Northwood's Bushel Baskets. The basic shapes are round with ribbed handles and a



Imperial Grape,
far left, basket in
marigold



Maple Leaf
Basket, left



Maple Leaf
Reverse Side



May Basket

Waffle Block, far
left, in teal and
marigold



Wide Panel,
below



**European Baskets
Maple leaf and May**

While many of the American baskets have annealed handles (added after the bowl was made), the Maple Leaf Basket and May Basket are of one-piece construction and suspected to be made in Europe. Maple Leaf is considered by some to be Sowerby due to the reverse design that is similar to commemoratives for King George's 1937 coronation. I found several 1937 clear commemoratives that had the same edge treatment but none with the reverse design. Very small dots were used to make the very intricate design.

very few round with smooth handles are known. Several of the round shapes had an added feature of being crimped forming an eight-sided basket. There seems to be a never ending array of colors with Vaseline the rarest and bringing the top dollar at auctions.



**Imperial Grape
Top photo**

Imperial Grape Baskets are not often found in antique shops and malls. They are known only in clam-broth, marigold, and smoke. Over the years we have been fortunate to have found two of them, both in marigold

**Waffle Block
Center lower photo**

The Waffle Block Baskets were produced by the Imperial Glass Company. The baskets are found in more colors than the other pattern shapes with Vaseline being the most difficult color to find followed by smoke. The teal and marigold baskets are shown here.

**Beaded Basket
Lower left**

Dugan's Beaded Basket is often confused with its cousin pattern, Big Basketweave. The Beaded Basket has two handles on opposite sides while the Big Basketweave has a single looping handle. It also sports an interwoven "belt" around its center not found on Big Basketweave. This is the only shape found in this pattern.

Tribute To A Queen

by
Lucile Britt

Collecting Carnival Glass is a wonderful hobby and a worthwhile and adventurous pastime. It is a great challenge to look for a pattern or a piece that you need to fill out your set or collection. It is quite rewarding when you find what you have been searching for years, though perhaps sometimes it might be rather hard on the family budget.

Even so, it gives you great satisfaction to look over your collection with every piece having an interesting story to tell in itself. I think perhaps the greatest reward that we have had since we have been collecting this beautiful glass is the many friends that we met around the country, some even beyond the borders of the good old U.S.A. At this time we would like to honor one of these friends who has done so very much for our beloved iridescent glass that we now know as "Carnival."

Since there are so many of us that enjoy this wonderful pastime or perhaps business or whatever, we should pay tribute to a person that has done so much for everyone who collects or works with this fascinating glass. She is Mrs. Marion Hartung, who I consider to be one of the two "Queens" in Carnival Glass. Since there is so much to be said about both of these fine ladies, let's pay tribute to this time and reward the other one at a later date.

Mrs. Hartung has done an outstanding job in searching out the many patterns in Carnival Glass and putting them in her books for us to read. Most of the patterns we know today such as Perfection, Chatelaine, Diamond Lace, etc, were not known by those names at the time of their production. They were usually catalogues as numbers such as 109 or pattern 526, or any of the hundreds of pattern numbers used at that time.

The big distributors or wholesale houses of that time would advertise these iridescent glass patterns in catalogs with such names as Pacemaker, Mexican Aurora, Massive Grape, Collosial, Monarch, Intaglio Art, Venitian, Superb, Banner assortments and many, many other such names. I think we will all agree that it is a lot easier to go out today and search for a "Feather & Heart" water pitcher or a Marilyn tumbler than it would to look for a Number 1052C pitcher or a 107X tumbler from the "New Pacemaker" assortment produced in 1910 or thereabouts. No one has done more for the naming of these Carnival Glass patterns than Mrs. Hartung. She has done a marvelous job, and I am sure it took a lot of time,

in searching all of the different patterns out and naming them for the collectors to enjoy today. I can't put into words how much her books have helped us and I am very sure that this includes everyone who has ever had any part of Carnival Glass collecting, buying or selling.

Most of the important highlights of her early day experiences with Carnival Glass collecting and research are well covered, and I can assure you very interesting, in the "Personal Recollections" chapter of her book #8. Mrs Hartung's early work with pattern and Carnival Glass was a "joint effort" with her husband. She points out that he was just as enthusiastic about it as she was, and that it was Dr. Hartung who encouraged her to write her first two books. After Dr. Hartung passed away, she continued on with her research and put into print the rest of the books that followed and have guided as all so very much in our Carnival Glass hunting experiences and enjoyment.

Mrs. Hartung says that the satisfaction from her research and books has been so great that it was almost impossible for her to point out any particular facet of it that has meant the most to her, but that she has always enjoyed working with the beginning collector. She has taken great satisfaction in helping to teach them about patterns, color, shape or any other questions he or she might have. She has been, and still is today, very obliging with her help, not only to those who come to see her, but also by mail or phone. She has always answered an questions that were sent to her with a stamped, self addressed, envelope. This is a practice she continues to do at present and at times has answered up to 20 to 25 of these in a week.

Since she has been a Carnival Glass collector for many years, she is very knowledgeable and interesting to visit with. She has given much of her time to helping and informing others. She told me that once in her early days of collecting, that she got carried away and paid the extravagant price of \$8.00 for an aqua opalescent rose show bowl, which was twice what the dark bowls were bringing in those days. At that time it was the most that they had ever paid for a single piece. Once while on a business trip, her husband found a "Peacock at the Fountain" 6 piece water set in white for the handsome sum of \$25.00. I took her six years to find the missing tumbler to finish out the set.

Another experience she likes to relate to, was when



Marian Hartung's books, available for purchase through the HOACGA Online Shop

she and her husband were on a shopping trip when they had purchased their first collection. The collection cost them \$5.15 each piece. After they had returned home and were enjoying their treasures, Dr. Hartung looked at the water sets, of which there were several unusually fine dark ones, and said "the tumblers will never be worth what we paid for them". I certainly agree with her when she asks "Wouldn't he be surprised now?" She points out that one of her favorite and very finest pieces she ever owned was a cobalt blue "Peacock at the Fountain" water pitcher that came in the collection. She reminds me that she misses it very much now.

Mrs. Hartung has taken a special pride in helping to build up Carnival Glass collections. She has helped collectors all over the country to find a piece that they needed for their individual collection. I might add that some of the most treasured and beautiful tumbler that we have in our collection came from Mr. Hartung.

While attending the "Heart of America Carnival Glass" convention last April, someone knocked on our door at 6 A.M. telling us that Mrs. Hartung had been

robbed. It was hard to believe. In a few hours everybody there knew about it. There wasn't a smile on any face that morning and everybody seemed shocked. Her beautiful collection was gone, but thank God, her life was spared. While some of her pieces have been located, as yet she has not got any of it back.

Sometime later last summer, while stopping to visit with her, we were surprised that she was in such good spirits. This terrible ordeal was not going to make her give up, nor was she going to quit buying Carnival Glass. She told us that the many kind letters she had received from all over the country made her realize how many unseen friends she had been blessed with.

We as Carnival Glass collectors from all over the world, from every club and association, want to thank her from the bottom of our hearts, for all that she has done for collectors everywhere. She is truly a "Queen" in Carnival Glass. If ever a "Hall of Fame" is built for Carnival Glass, her name most certainly will be in it.

Baskets,
from Page 20



A confusing factor of these two-handled baskets is that the Maple Leaf is also known as May Basket aka Maple Leaf Duchesse.

Duncan-Miller (Wide Panel) Baskets
Page 17

These baskets are similar to the Westmoreland #750 baskets. The taller stands 8 3/4" to the top of the handle while the smaller basket is only 4". This light blue color is different from Westmoreland's blue basket. It is almost a mixture of smoke and blue. Both makers have the "rope" design in the handles. To differentiate between the makers, the Westmoreland baskets have a single wide panel on each of the end sides for a total of four panels, while the Duncan Miller Baskets have two panels on each end side for a total of six panels.

Wash Tub Basket
Above

Perhaps the oldest of the baskets are shown here. The small 2 3/4" Wash Tub salt dip was made by the Aetna Glass Company. Clear baskets were first produced in 1884, and this clambroth iridescence would have come later. The 4 1/2" 8-sided basket was named "Small Basket" by Ms. Hartung and a drawing is shown in Book Ten. This rarely seen salt dip has very good marigold iridescence. The early salt dips are difficult to find as they were produced as utility ware and few would have survived the decades of use since the turn of the 20th century.



Assorted Late Baskets
Above

Carol and I always try for one of the commemorative items that are auctioned off at the banquets. These are hand decorated baskets and are signed by individual artists at the paint shop. The blue basket is part of the 1995 Fenton Family Signature Series and signed by the artist and also by Frank Fenton himself in celebration of the 90th Anniversary of the Fenton Art Glass Company.

Baskets are useful and decorative items and can be used for floral displays or pleasant smelling potpourri and scattered throughout the house to provide a splash of color to enhance the interior of any home.

**Bob's
Funnies**



Bob Grissom – Emmett Morgan

Changes to the Auctioneers & Vendor, Vendor Advertisement, and Directories portion of the Newsletter have now been combined into a single page. The Vendor ads that have been in past Newsletters are now shown as only the name, telephone & web address under the "Vendor" heading. Auctioneers are now listed under the "Auctioneers" heading. Information in a book form is now under the "Books:" heading. All of the known club web addresses are listed.

These changes are being made to provide more space for club information and it places all of the pertinent information that was previously spread over three pages into one single place where it is more easily found, if needed. Several past instances member information and articles had to be delayed due to space limitations.

If any Vendor, Auctioneer or Member wants to place an advertisement in the Newsletter they may do so, The conditions for an ad are: The cost will be \$10.00 per Newsletter and the ad can be no larger than 10 square inches. The ad information along with the \$10.00 must be sent to either the TCGC or HOACGA Newsletter editor at least one month prior to the issue of the Newsletter that you would like for the ad to appear.



The packing crew: Taking a break from packing convention packets are, from left, Tommy and Jeannie Whitley, Dorothy Morgan, Sandy Sage, Carol and Jerry Curtis and Bob Sage.

Carnival Glass TO SELL OR IS WANTED

WANTED

Marigold - **Heron** mug
Marigold - **Inv. Strawberry** Candlestick
Pastel Marigold - **Greek Key Tankard Pitcher**

These are parts needed to complete sets, one of each wanted.

Ray & Shirley Henry. You can reach at kteacher14513@yahoo.com The home phone is 864-327-9182



Powder Jar Lid, Grape and Cable, Cobalt Blue,
Covered Compote Lid, Lacy Dewdrop, Pearlized Milk Glass,
Sugar Lid, Circle Scroll Sugar, Marigold

Bob Grissom, 816-896-1931, bgrsm31@comcast.net.



Need lid for **Fenton Candy #736 [Elite]** in amberina. Please email Jerry Curtis if you have this part:



TEN MUMS bowl in marigold, any shape
HEART AND VINE bowl in marigold, any shape
VINTAGE bowl in blue, any shape
PEACOCK AND GRAPE bowl in green or blue, any shape
Dave Middleton 209-835-3797



I have a Diamond and Starburst wine decanter and stopper in great condition, purple with electric iridescence all over.

Will trade for a **Grape & Cable whiskey decanter** in purple/with stopper in same condition, or a Formal hatpin holder in purple. You can contact me at Janekenney2@sbcglobal.net or call Bill Kenney at 816-537-4599.



HOACGA souvenirs FOR SALE, all in RED: 1976 decanter with 6 whiskey glasses, '77 hatpin holder, '78 corn vase, '79 loving cup, '81 Red candle lamp. ALSO '80 Green hatpin holder, Good Luck hatpins (no wires) Also have an ACGA In God We Trust Mug 1968, 1971 Joe St. Clair small plates - 2 **I am interested in selling them as one lot preferably.**

I can be reached at 620-421-0937.
Dixie Quirin

Resources

Dealers

Colleywood Carnival Glass Company
www.colleywoodcarnival.com

Samantha Prince, 386-227-6482
Samantha@poormanstiffany.com

Lloyd Ward, Mayfield, KY 270-251-2005
www.carnivalglass.com

Books

Auction Price Guides, Tom & Sharon Mordini
815-235-4407 tommordini@aol.com

Birds of a Feather, Ronald Britt
Peacock patterns
513-900-9113 ronnjudy@oz-onlione.net

Carnival Glass from Scandinavia, Thistlewood
Three e-book volumes
s.g.thistlewood@btinternet.com

HOACGA Field Guide to Carnival Glass for 2015
www.hoacga.com

HOACGA Notebook sections, plate holders
HOACGA site or contact Kathi Johnson

Laser Creations, Fred & Elaine Blair
www.eblasercreations.com

Informational Websites

Dave Doty www.ddoty.com
Fry <http://carnivalglass101.carnivalheaven.com>
Miniatures & Whimsies [flickr.com/photos/hoacga/](https://www.flickr.com/photos/hoacga/)
Thistlewood www.carnivalglassworldwide.com

TCGC

Visit TCGC website www.texascarnivalglass.org

TCGC Officers

President – Emmett Morgan
979-836-7896 ecmorgan@myalpha1.net
Vice-president – Bob Sage
512-255-1176 rsage1@austin.rr.com
Treasurer – Carol Curtis
830-990-0906 jcurtis95@austin.rr.com
Secretary – Sandy Sage
512-255-1176 rsage1@austin.rr.com
Newsletter Editor – Elaine Blair
469-742-0055 elaineblair@att.net
Webmaster – Walt Robinson
waltrobtx@sbcglobal.net

Auctioneers

Burns Auctions, Clermont, FL
407-592-6552 www.necga.com

Mickey Reichel Auction Center, Boonville, MO
660-882-5292 www.AWK-SHN.com

Seeck Auctions, Mason City, IA
641-424-1116 www.seeckauction.com

Jim Wroda Auction Service, Greenville, OH
937-548-7835 www.jimwrodauction.com

Club Websites

Air Capital ACCGC www.aircapitalcarnivalglass.com
American ACGA www.myacga.com
Canadian CCGA <http://www.canadiancarnivalglass.com>
International ICGA www.internationalcarnivalglass.com
Iridescent Nation www.iridescentnation.com
Keystone Carnival Glass Club
Great Lakes GLCGC www.greatlakescgc.com
Lincoln Land LLCGC www.llcgc.org
Millersburg Glass Assn www.millersburgglass.com
New England NECGA www.necga.com
Northern California NCCGC <http://doris-and-unclemarv.net/nccc>
Pacific Northwest PNCGA www.pnwcga.org
Quebec QCGA www.verrecarnavalquebec.org
Southern California SCCGC <http://sccgc.webs.com>
Tampa Bay TBCGC www.tbccg.com
The Carnival Glass Society (UK) www.thecgs.co.uk
Woodsland WWWCGA www.cga

HOACGA

Visit HOACGA website www.hoacga.com

HOACGA Officers

President – Robert Grissom
816-356-5320 bgrsm31@comcase.com
Vice-president – Gary Heavin
573-578-3747 onlater@hotmail.com
Treasurer – Jerry Curtis
730-990-0906 jcurtis95@austin.rr.com
Secretary – Kathi Johnson
763-441-5597 galenandkathi@yahoo.com
Newsletter Editor – Steve Hazlett
816-524-4865 stevehazless@gmail.com
Research/Historical Editor – Joan Doty
Webmaster – Galen Johnson
763-441-5597 galenandkathi@yahoo.com

MEMBERSHIP APPLICATION
Texas Carnival Glass Club (TCGC)
 And/Or
Heart of America Carnival Glass Association (HOACGA)

(please print)

Name: _____

Additional Person: _____

Address: _____

City/State/Zip: _____

Phone No. _____ e-mail _____

HOACGA or TCGC Membership, includes Newsletter;

Check one -----HOACGA ____ TCGC ____ ----- \$ 35.00

You may also be a supporting member of HOACGA or TCGC for and additional \$10.00.

Additional Membership (check one) ----- HOACGA ____ TCGC ____ @ \$10.00----- \$ _____

Newsletter delivery (check one) ----- E-mail (pdf format) ____ or U.S.P.S.(printed copy) _____

TOTAL AMOUNT ----- \$ _____

Payment Options:

Pay with PayPal – Go to www.hoacga.com or www.texascarnivalglass.com to pay online

Pay with a personal Check (U.S. Funds) - Make checks payable to either HOACGA or TCGC and mail to either:

Mail to TCGC:
Carol Curtis
127 Tanglewood Dr.
Fredericksburg, TX 78624

Mail to HOACGA:
Kathi Johnson
N13348 Osprey Drive
Minong, WI 54859- 9264

OR, pay for your dues when you register for either the TCGC or HOACGA convention!



CGA Distribution Manager
 Jerry Curtis
 127 Tanglewood Dr.
 Fredericksburg, TX 78624

YOUR Subscription will STOP if you don't know this information!

Please check your "Address Label" on the back of the newsletter. The numbers after your last name separated by a dash (-) is the date, month and year, for your membership and newsletter renewal. Please help by remitting your renewal and membership to the club treasurer, which is listed in the newsletter. This will assure that you do not miss any bulletins and the clubs secretary will not have to send you an additional notice. Thanks for your support.

PHOTOS:
 SEECK AUCTIONS

LIONS AND PANTHERS AND BEARS, OH MY!

